

DEMOGRAPHIC CHALLENGES AND POPULATION ORIENTED POLICY: RUSSIA NEEDS A NEW PARADIGM

Sergei V. Zakharov
Institute of Demography
Higher School of Economics
Moscow, Russia

szakharov@hse.ru

Russian – Swiss Innovation Day
EPFL - Forum Rolex

Lausanne, May 17, 2013

CHALLENGES FOR RUSSIA: RANKING IN PUBLIC DISCOURSE

Depopulation (common for many d-countries)

Low fertility (common for most d-countries)

Immigration (common for all d-countries)

Labor force shortage (common for all d-countries)

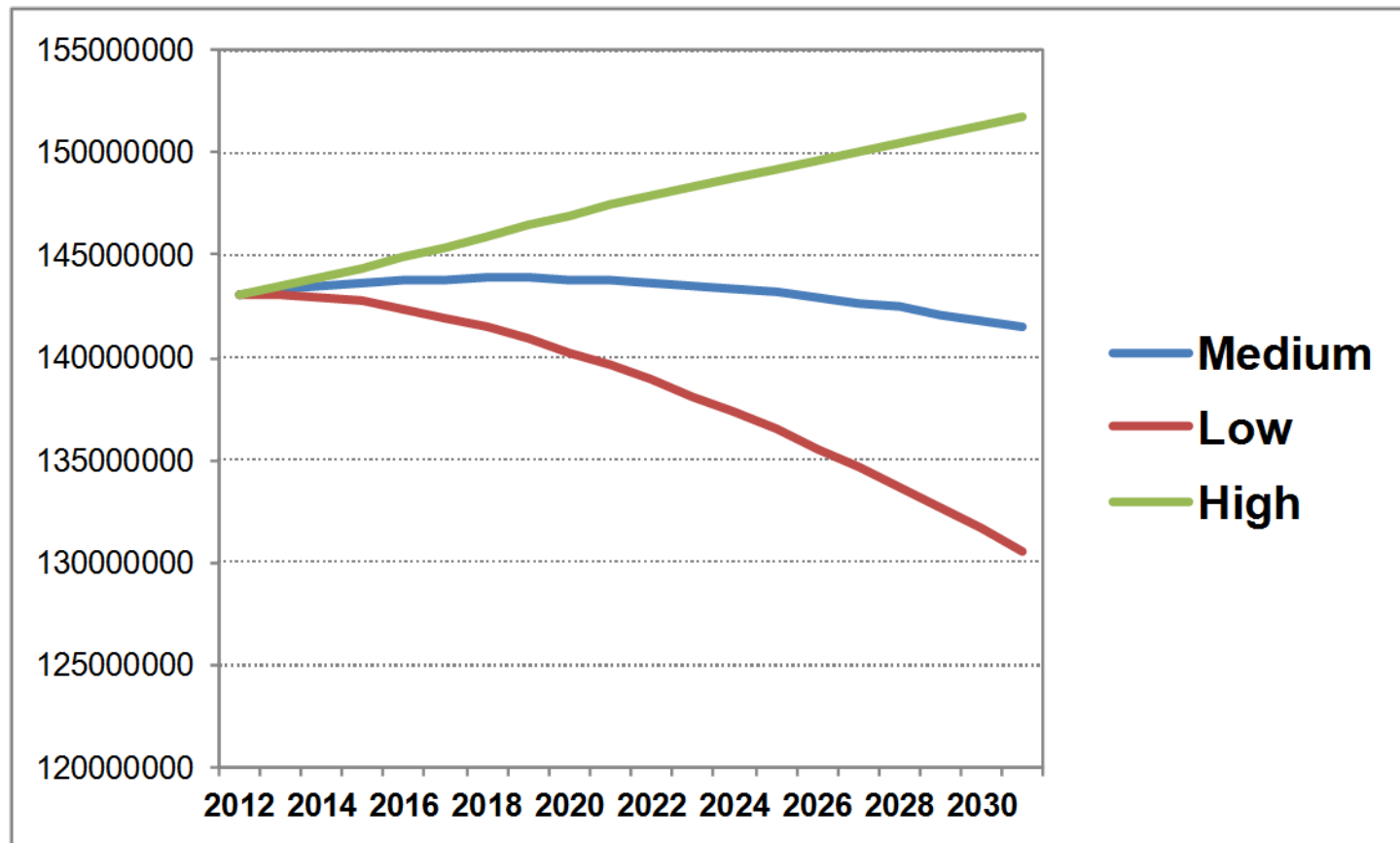
High mortality (specific for Russia)

Ageing (common for all d-countries)



PROJECTIONS:
THREAT OF DEPOPULATION

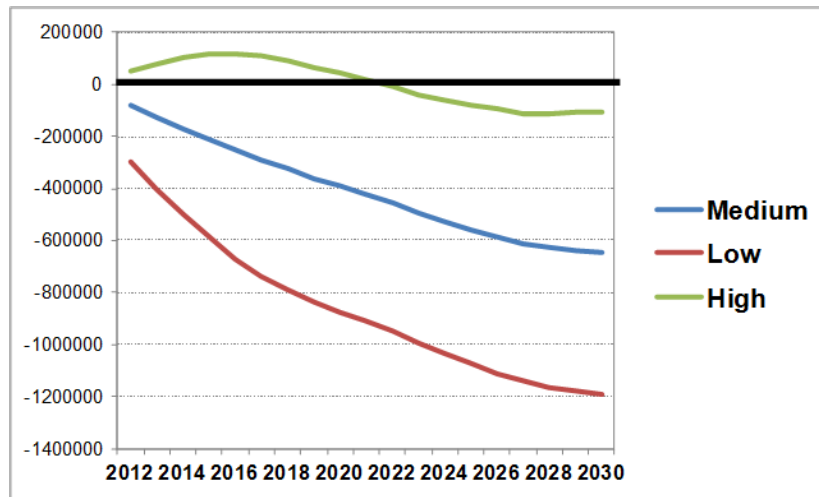
Russia's Population Size Projections for 2012-2031: Rosstat-2012



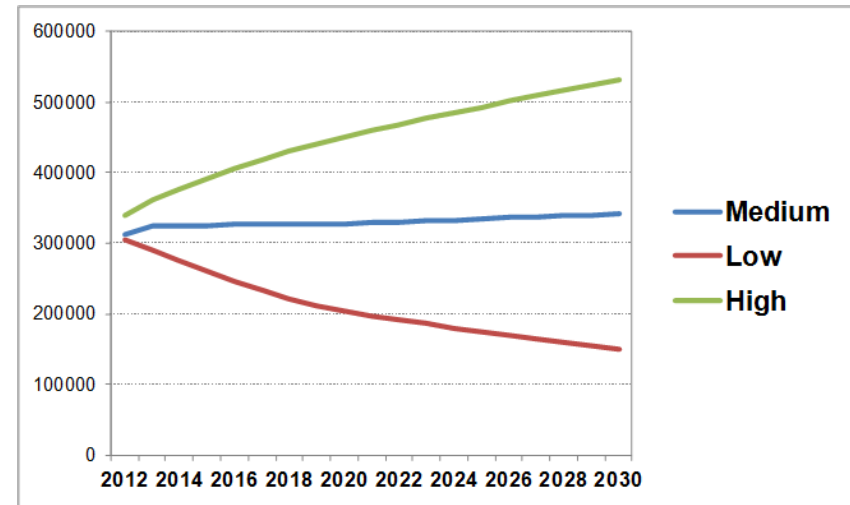
Immigration will be the only source of population growth

Russia's Natural Increase and Net Migration Projections for 2012-2030, Absolute numbers: Rosstat-2012

Natural Increase (decrease)



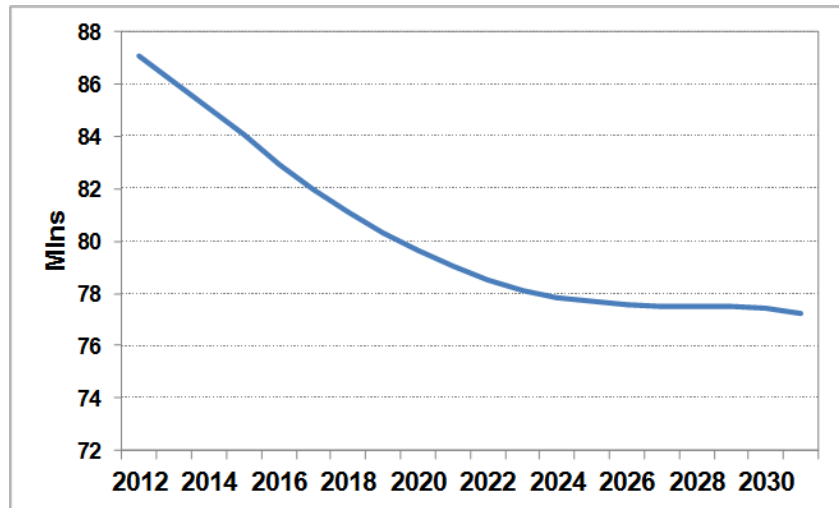
Net Migration



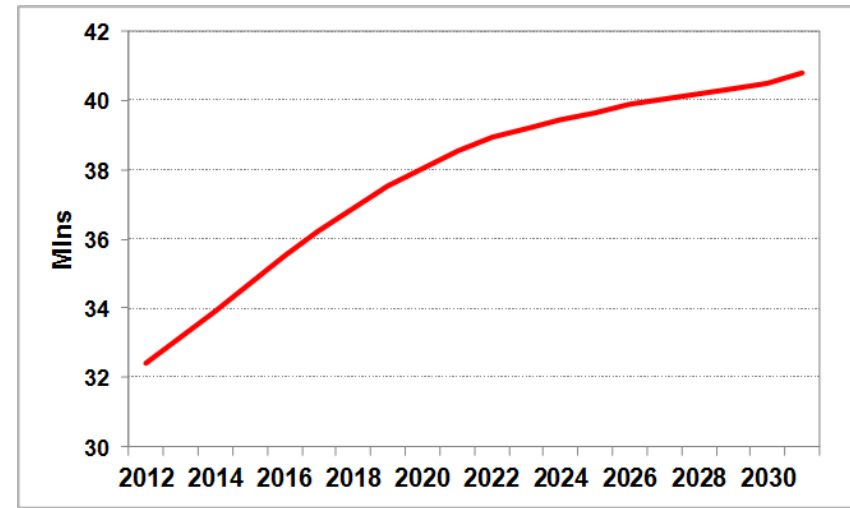
Ageing is the most serious challenge

Projections of Population of Working and Older Age: Russia, 2012-2031 (Russian current age limits of ability to work)

Population of working age



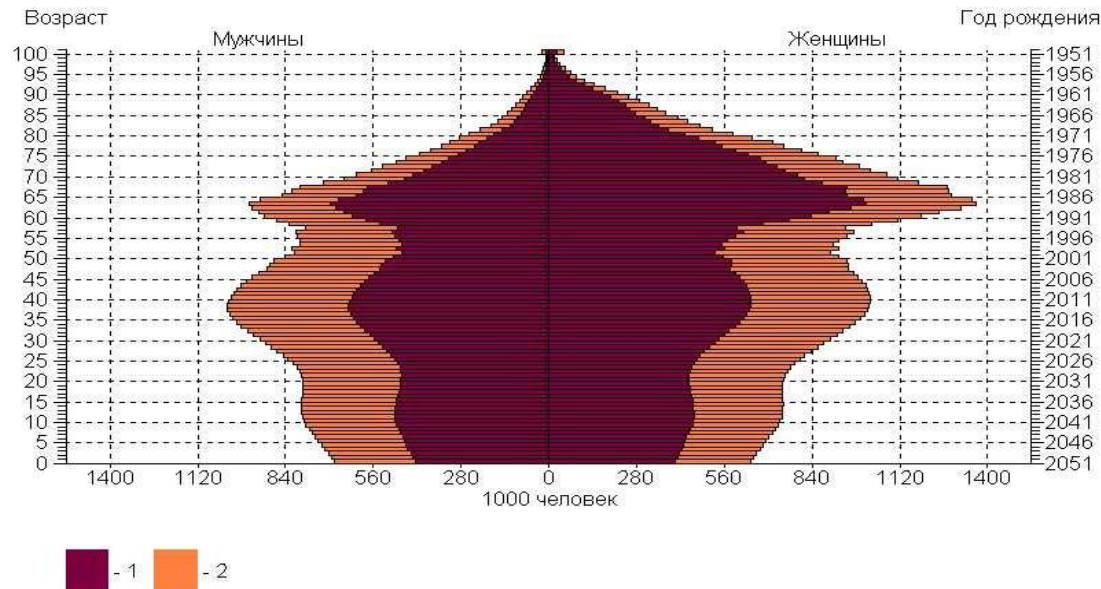
Population of older age



Challenge of cultural diversity

Immigrants and Their Descendants in the Population of Russia in 2050

(1 – Russians in 2000 and their descendants; 2 – immigrants and their descendants)



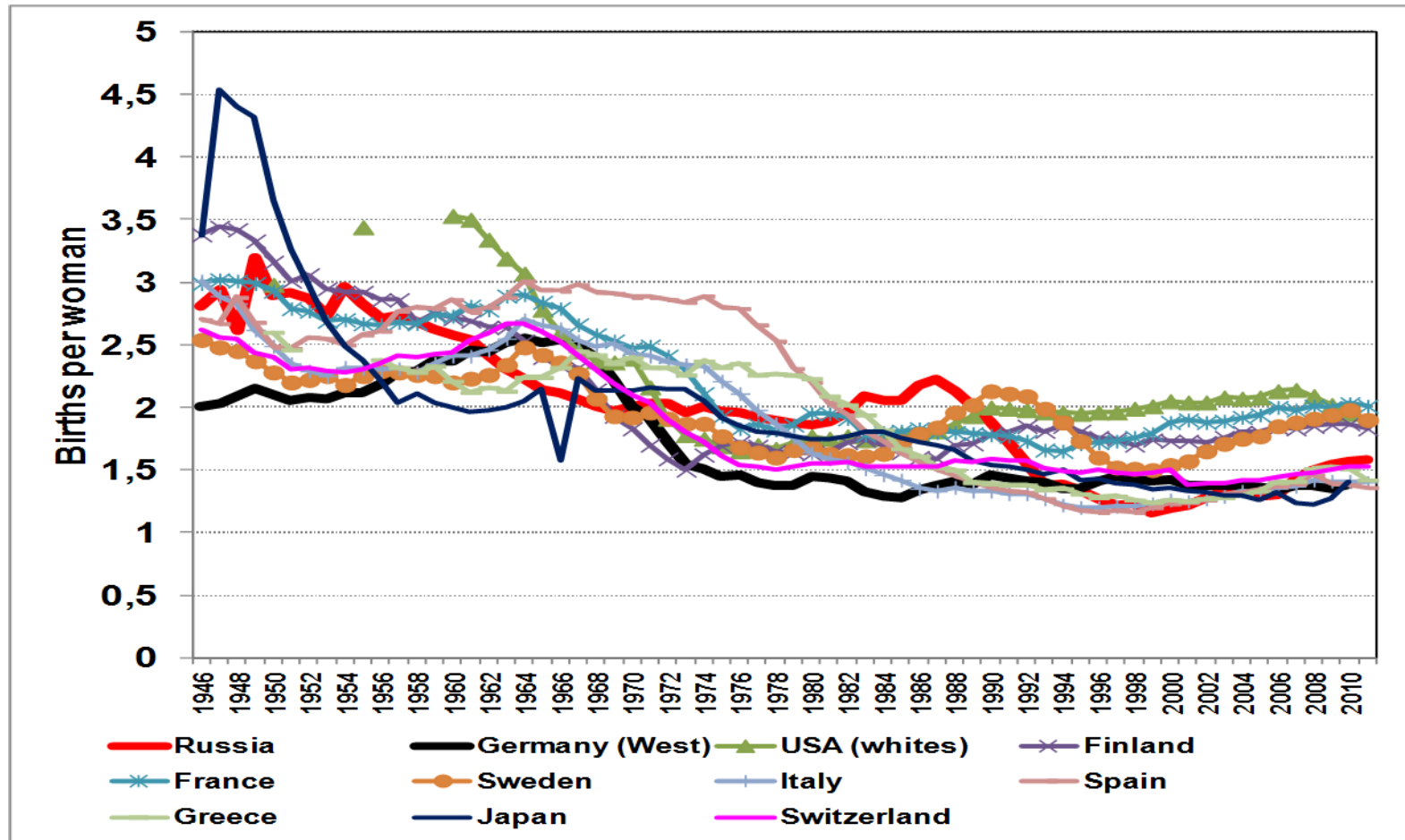
Produced with PyramidS,05-April-04, File:C:\PYRAMIDS\2050MIG50.DAT



**AGITATION OVER FERTILITY:
RUSSIA CLAIMS TO BECOME A SPECIAL
CASE?**

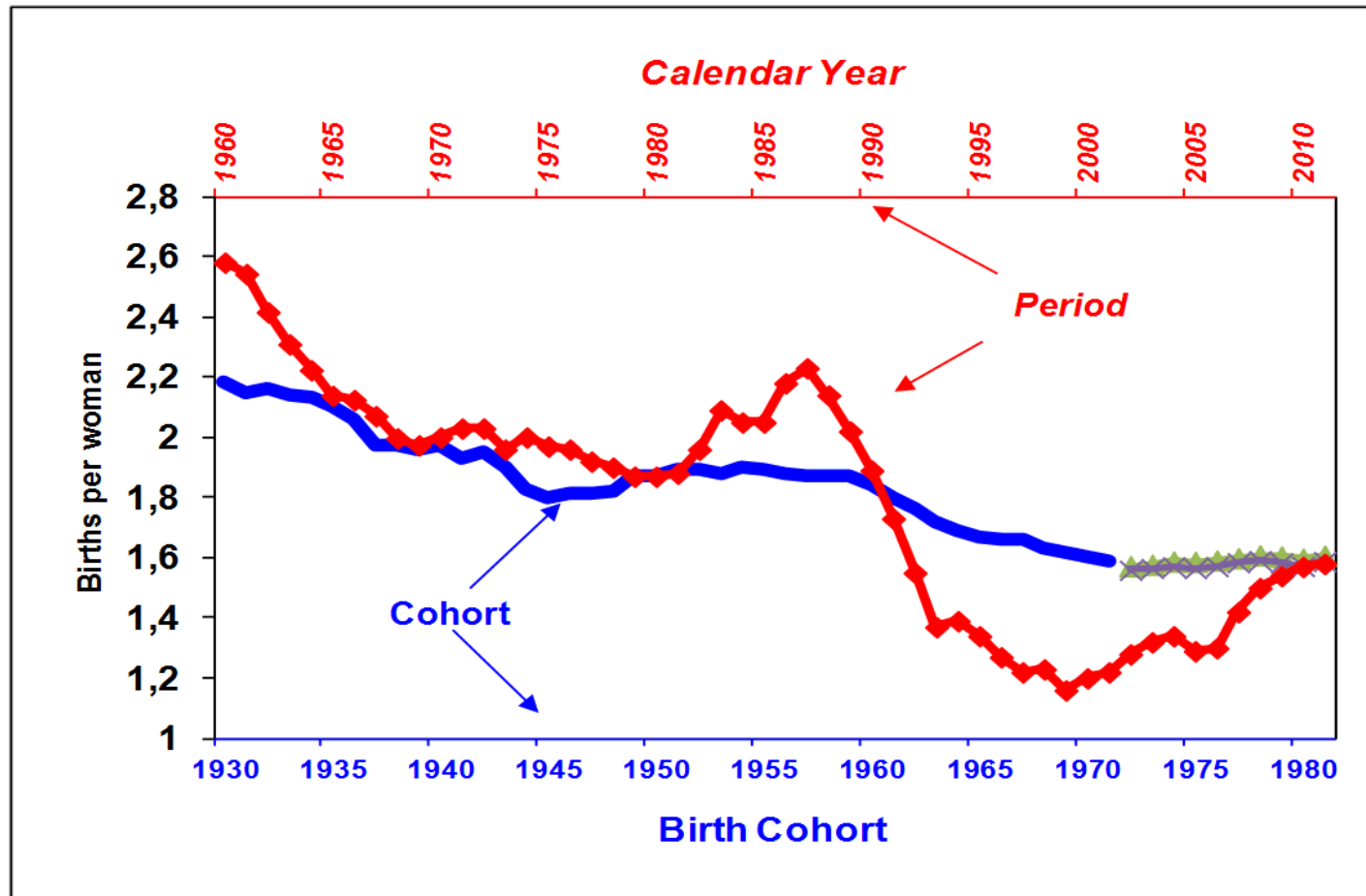
Does Russia have any specifics in levels and trends?

Total Fertility Rate: selected countries: 1946-2011



Visible effect of the new demographic policy?

Completed Cohort and Period Total Fertility: Russia, calendar period 1960-2011, birth cohorts 1930-1981 Average Number of Births to a Woman by Age 50



Maternity Capital (MC) Program as highly publicized, innovative and the most expensive measure aimed at stimulating the birth rate in Russia

Through the end of 2011, the Russian government has issued more than 3 mln of MC certificates. At the approximate value of \$11,000 per certificate, total liabilities of the federal budget due to the MC program are growing at a rate above \$7 billion per annum,

- **or 2.4% of total federal government expenditures in 2011**

In comparison:

- **to 4.85% of the federal budget going to education**

Fortunately for public finances, parents are in no rush to claim and spend the money: only 26% of the issued certificates have been claimed so far, and almost all of them (98.1%) have been used for goals of acquiring and improving housing conditions

Is this a good benchmark for a successful policy?

«Крепкая благополучная многодетная семья – вот вокруг чего следует объединить усилия государства, общества, религиозных организаций, отечественного просвещения и культуры».

“A strong prosperous family with many children is about what should be combined efforts of the state, society, religious organizations, national education and culture”

(Vladimir Putin, speech in the State Duma with a report on the activities of the RF Government in 2011, April 11, 2012).



**MORTALITY DECLINE IS
THE CATEGORICAL IMPERATIVE:
RUSSIA IS ON A RIGHT BUT LONG WAY**

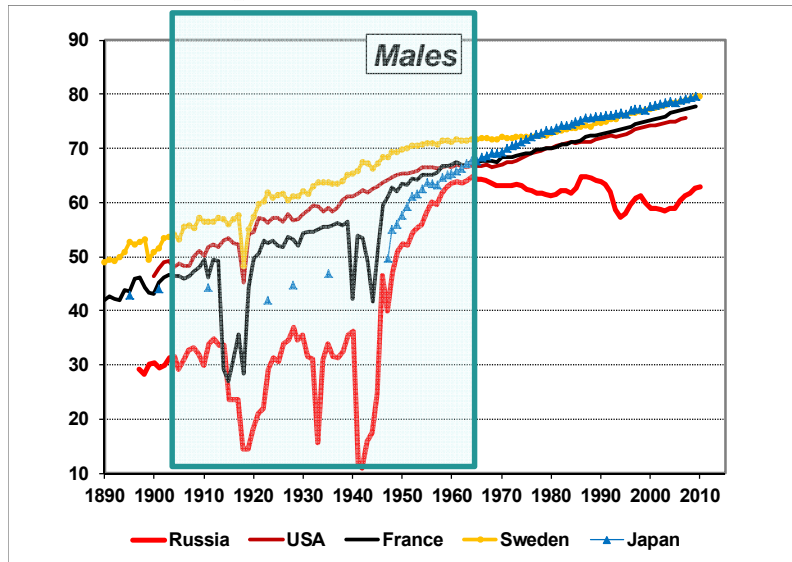
Russia's Lag behind Selected Countries in terms of Life Expectancy of Men and Women in the early 20th and in the first decade of the 21st centuries, years

Year	From USA	From France	From Sweden	From Japan	From Germany
Men					
1900	15.9	12.7	20.3	14.5	11.1
2000	15.2	16.5	18.5	18.7	16.0
2005-2006	16.3	17.0	18.4	18.6	12.6
2009-2010	13.2	15.1	16.6	16.7	14.5
Women					
1900	16,2	14,1	20,8	13,1	12,3
2000	7,5	10,8	9,9	12,4	17,3
2005-2006	8,0	11,3	9,9	12,6	8,0
2009-2010	6.2	10.0	8.9	11.6	7.7

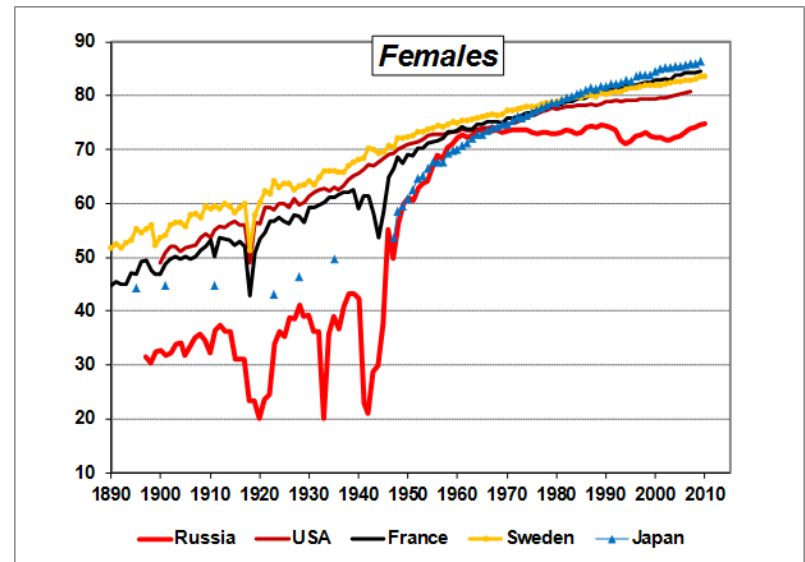
First and Second mortality transition

Life Expectancy at Birth for Men and Women since the late 19th century: Japan, France, Sweden, USA, and Russia

First MT



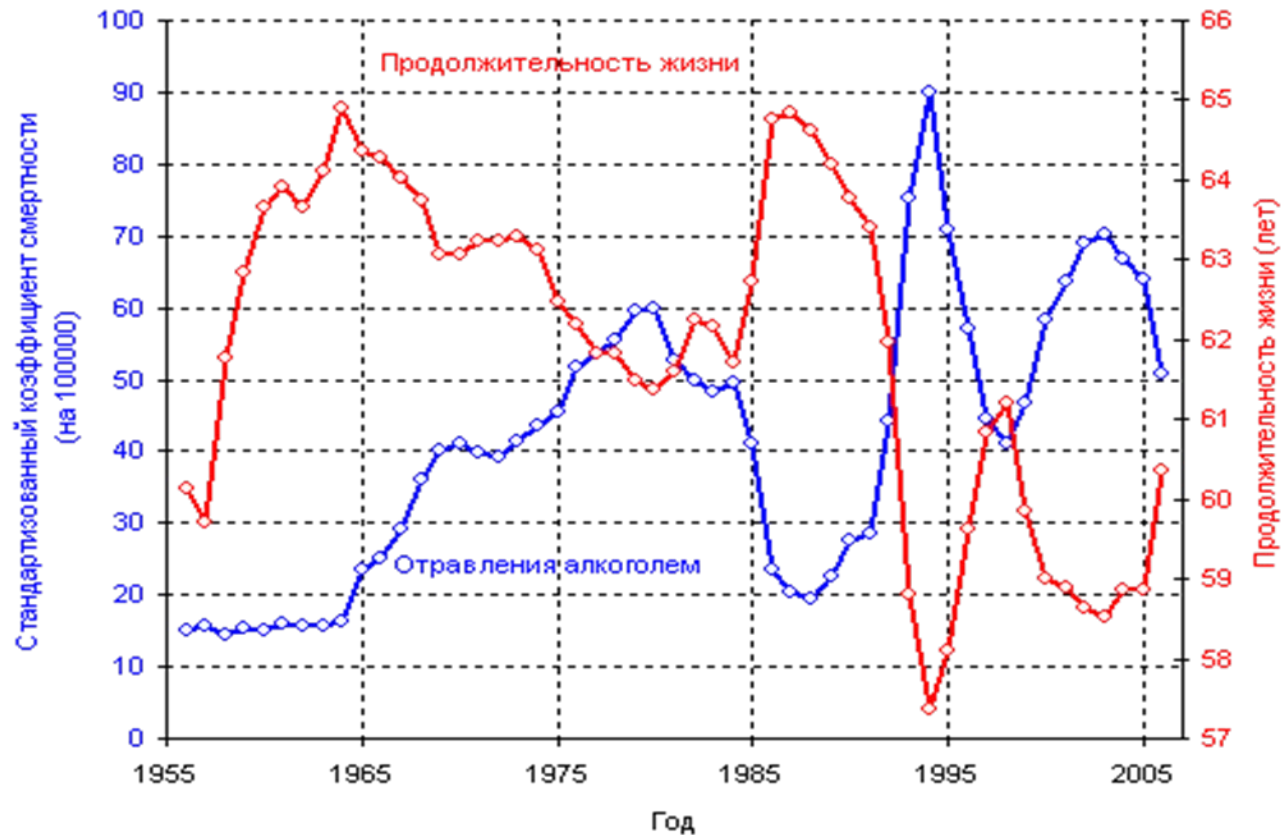
Females



Source: Human Mortality Database; Historical Statistics of Japan; Vishnevsky A.G. (Ed.) "Demographic Modernization of Russia 1900-2000" (E.Andreev's estimates)

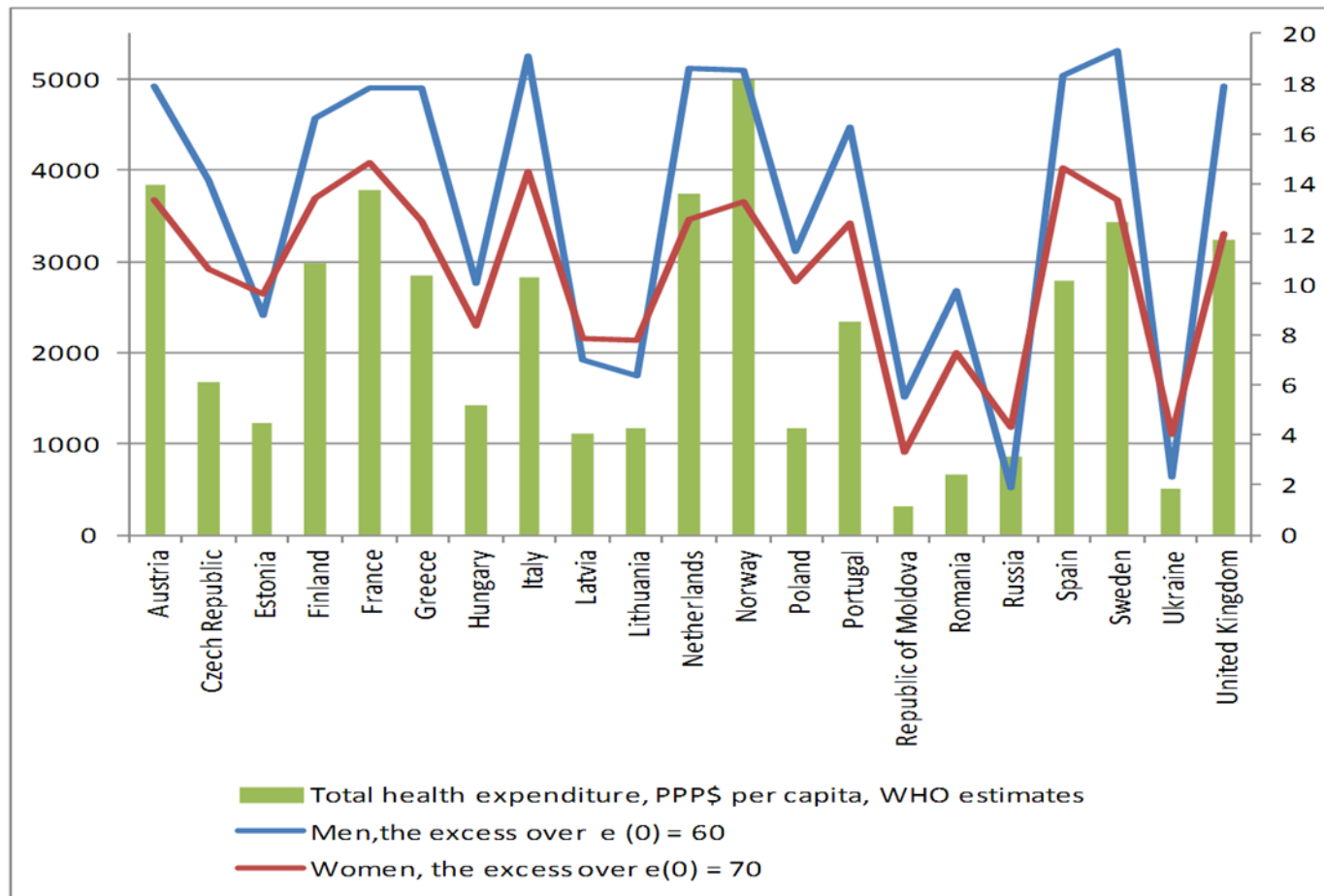
Russia's "chronic disease"

Correlation between Life Expectancy (red curve) and Age-Standardized Mortality Rate from alcohol poisoning (blue curve): Russia, 1955-2006 (E. Andreev)

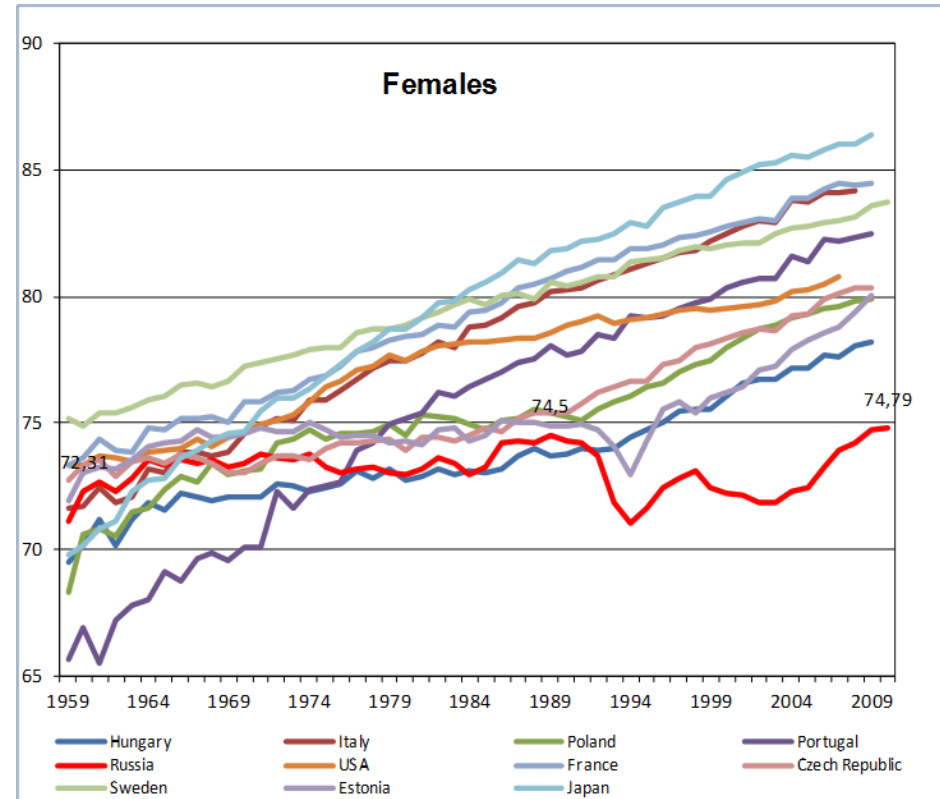
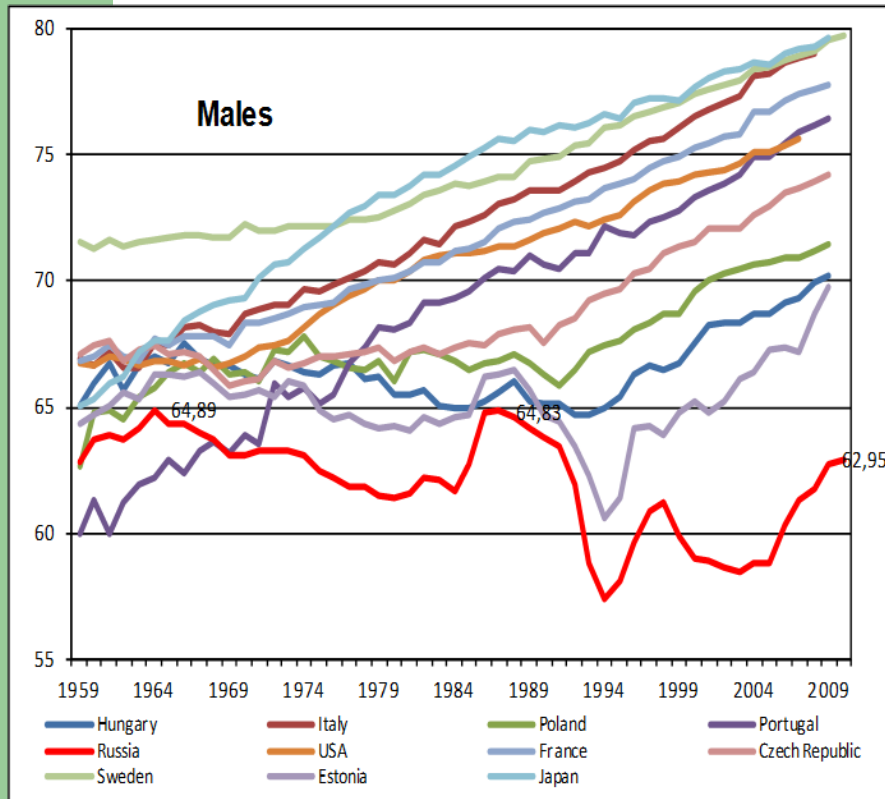


We need to spend much more money on health

Total Health Expenditure, PPP\$ per capita (left scale), and the Excess of Life Expectancy for Men at Age 60 and for Women at Age 70 in years (right scale): 2008 WHO estimates



Life Expectancy at Birth: Selected Countries, 1959-2010



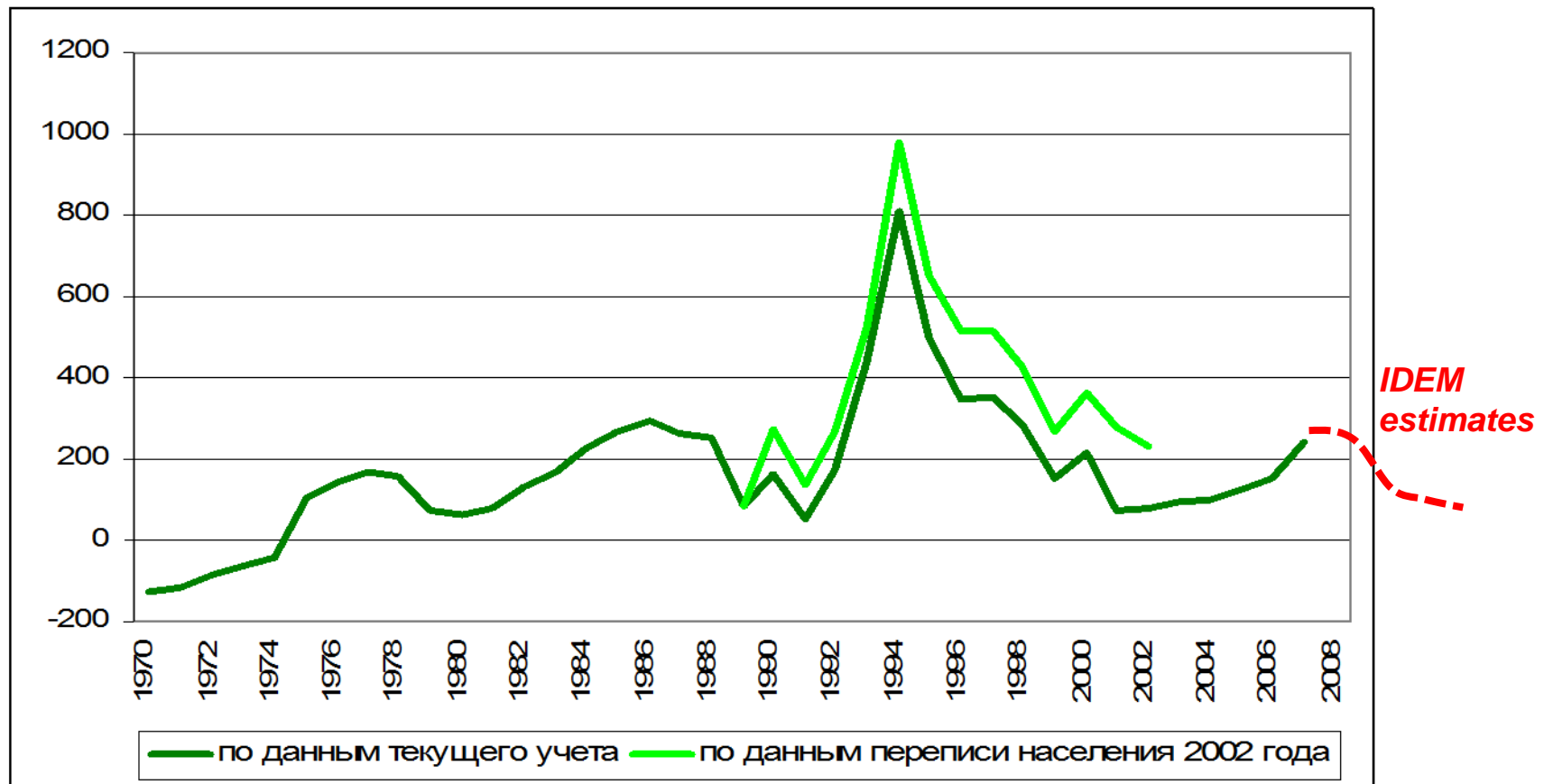


**IMMIGRATION: SALVATION OR THE
TROJAN HORSE?:**

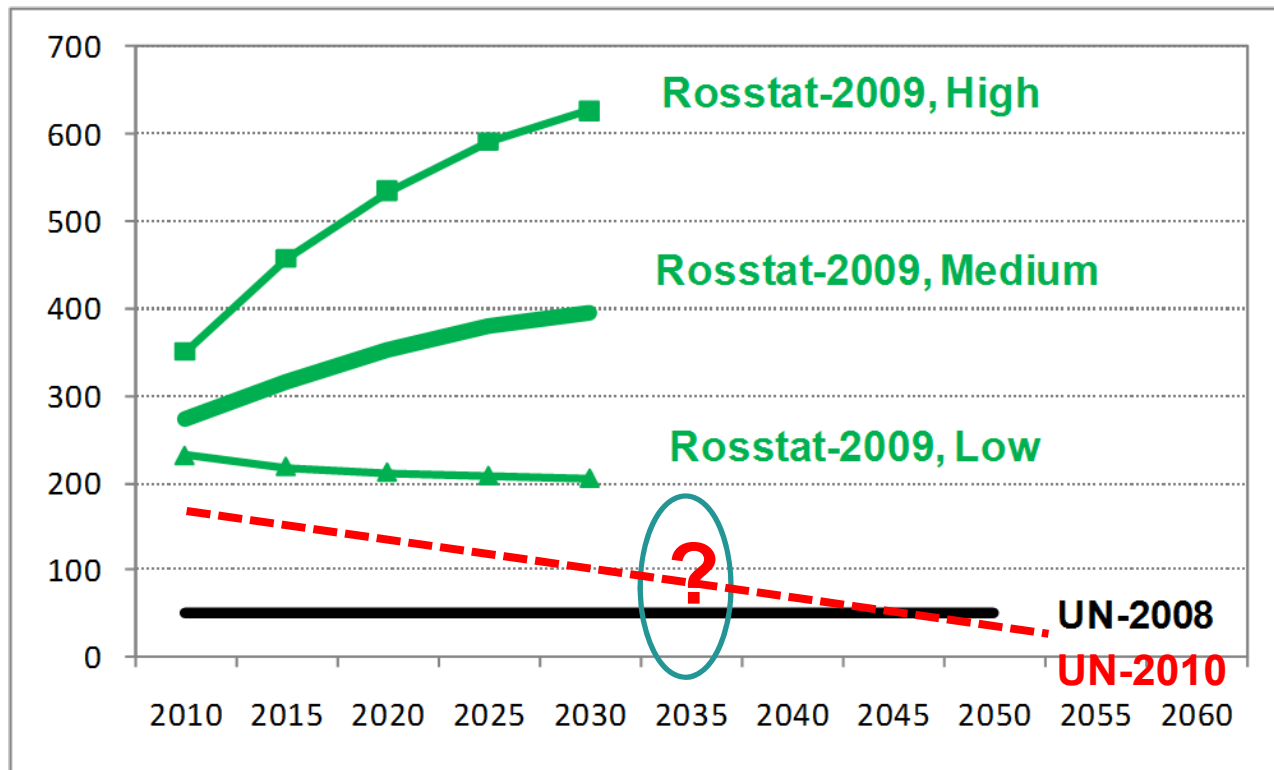
RUSSIA IS AT A CROSSROADS

The myth of the 'Rough Stream'

Net Migration in Russia: registered in 1970-2008 and adjusted after the 2002 Census in 1989-2002, the (annual change of permanent population due to immigration)



Projected Number of Net Migrants: United Nations-2008, 2010, Rosstat-2009 (High, Medium, Low), thousands



Uncertainty of Immigration Future: Inconsistent State Policy, Nationalistic Sentiments Of The Public

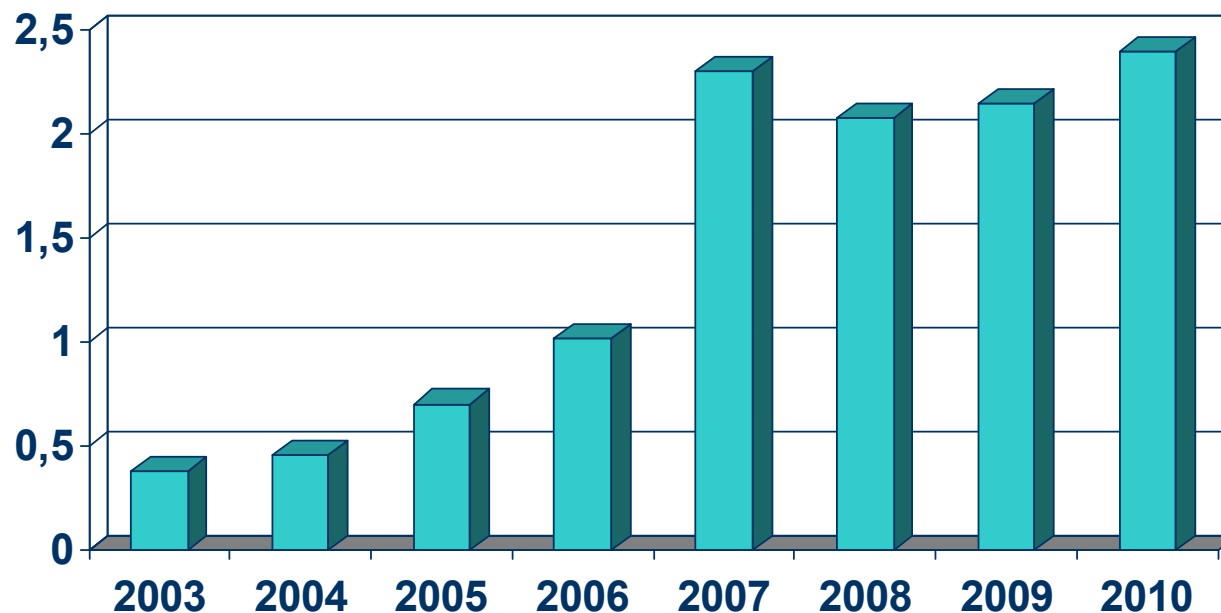
- Russian government policy focuses on bureaucratic measures to combat illegal immigration. The policy of integration and absorption is declarative in nature.
- Program to bring Russian-speaking and skilled expatriates/ «compatriots» back to Russia is an ineffective propaganda campaign.
- Socio-cultural distance between migrants and Russian citizens is growing because of the arrival of the titular ethnic groups from Central Asia
- **Extremely low tolerance of the Russian population to migrants, bordering on chauvinism. Significant part of the political elite shares the ideas of conservative nationalism.**

Uncertainty of Immigration Future: A Fast Growth In Numbers Of Guest Workers In Response To An Increasing Demand

- In Russia, the disproportion between the vast territory and a shrinking population is increasing
- Sustained growth of the Russian economy is hardly possible not only without structural upgrades, or radically higher returns on human capital, but without an increase in migration either
- The number of migrant workers in the country is rapidly increasing. In 2005 it was 1% of the total employed, in 2010 - more than 10%
- **Russian business lobby reinforces its interest in immigrants, of guest-worker type in particular**

Inescapable reality

Number of Registered Labor Migrants: Russia, 2003-2010, millions



The total number of labor migrants in Russia is 6-7 millions
(estimates of the Independent Center of Migration Studies, Moscow)



**POPULATION ORIENTED POLICY:
SEARCH FOR A NEW PARADIGM**

TRADITIONAL PARADIGM

Traditionally having a larger population meant more soldiers and more power, but also throughout human history, a population shrinking has always been associated with misery and national decline

Rationality of Traditional Paradigm

The rationale behind this view:

- primarily from the military perspective: the bigger the population, the more potential soldiers and the greater the possibilities to defend, or expand the national territory.

But there has been economic reasoning behind this view as well:

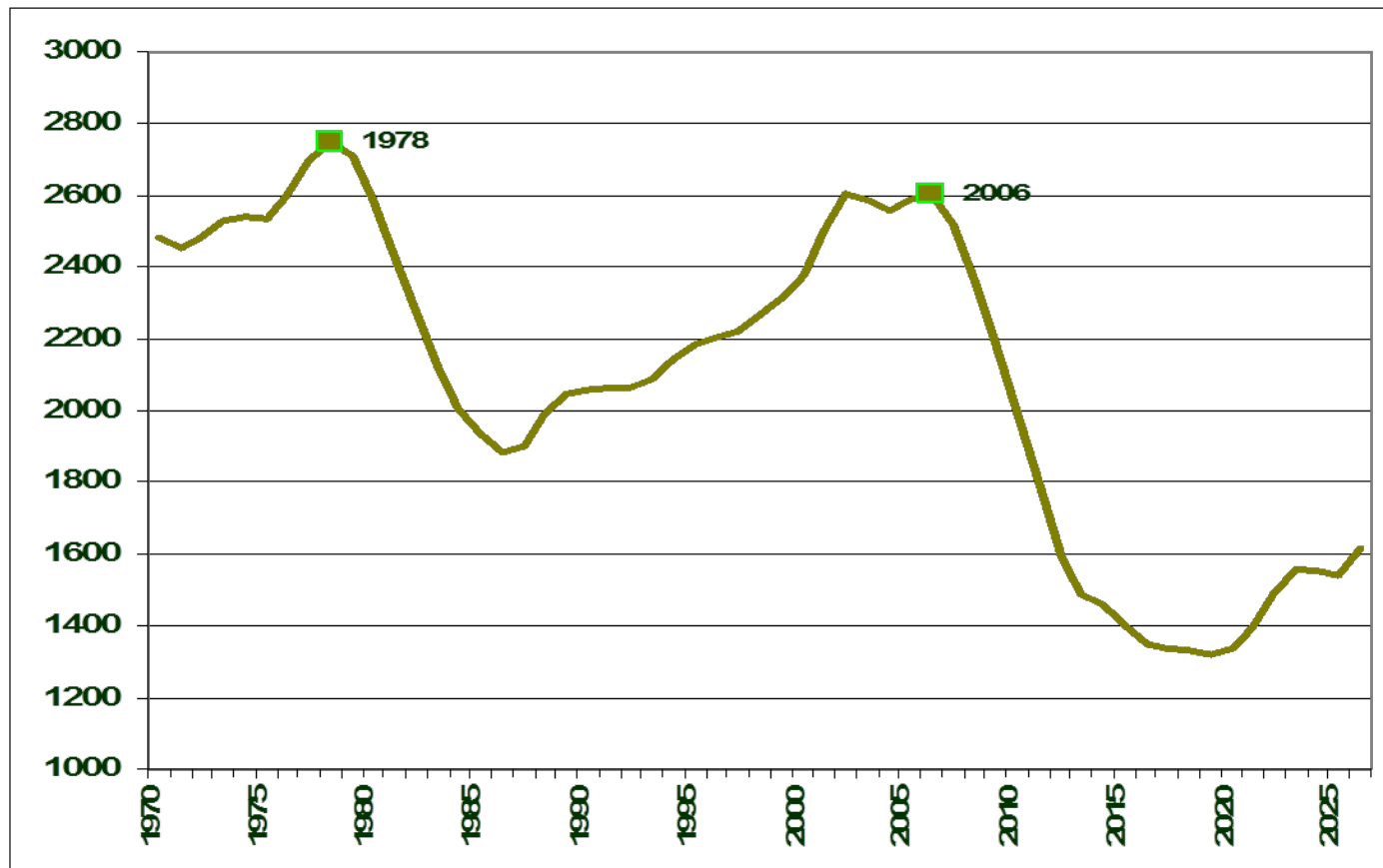
- more people imply greater markets with more trade
- higher population density furthers the division of labour and technological progress

Rank of Russia's Population in the World: 1950, 2000, and 2050 (the UN-2008 Medium Scenario)

1950			2000			2050		
Rank	Country	Popula- tion, mln.	Rank	Country	Popula- tion, mln.	Rank	Country	Popula- tion, mln.
1	China	555	1	China	1275	1	India	1614
2	India	358	2	India	1017	2	China	1417
	USSR	179						
3	USA	158	3	USA	285	3	USA	404
4	Russia	103	4	Indonesia	212	4	Pakistan	335
			5	Brazil	172	5	Nigeria	289
			6	Russia	146	6	Indonesia	288
						7	Bangladesh	222
						8	Brazil	219
						9	Ethiopia	174
						10	Dem. Rep. of Congo	148
						11	Philippines	146
						12	Egypt	130
						13	Russia	116
						14	Viet Nam	112
Share of Russia's population in the World population								
4,1%			2,4%			1,3%		

Crucial question in today's Russia

Number of Men aged 18-19: Russia, 1970-2030 (University Students or Conscripts?)



Balanced human capital paradigm*

- People are the wealth of nations. But it is not only the number of people that counts, it is also the skills, abilities and health status of the people that matter
- All these aspects viewed together can be called the human resources base, or human capital in more economic language
- This broadened view of population also implies that political goals should not be defined in terms of population size but rather in terms of human resources available for producing the best possible quality of life for all citizens

**Wolfgang Lutz, 2004, 2008*

The concept of 'human capital balance'

combines the concerns about population size with the concerns about the age structure and that of human capital

Rationality of a New Paradigm

- Three determinants of population size and age structure—fertility, mortality and migration— continue to be the key drivers of change but they also must be seen in their interactions with education and health.
- In the case of migration, under a human capital perspective, it *would not only be the numbers of migrants* that count but the *numbers (by age and sex) times their skills and qualifications*
- migrants taking certain economic niches allow non-migrants to increase the human capital more effectively

We have to take into account that:

- *higher educated women have their births later but also have on average better educated children and lower mortality (more educated people being in general healthier)*



**The Main Goal
for Population Policy in the 21st Century
should be:**

**‘Adding Education and Health
to Age and Sex’**

The best source of Demographics of Post-Soviet Space

<http://demoscope.ru>

ДЕМОСКОП Weekly

№ 525 - 526
1 - 14 октября 2012

О проекте

Институт демографии Национального исследовательского университета "Высшая школа экономики"

первая полоса • содержание номера • читальный зал • приложения
обратная связь • доска объявлений • поиск • архив • перевод translation

Хотят ли русские эмигрировать?



- Эмиграция в общем социальном контексте
- Эмиграционные настроения как хроническая черта постсоветского общества
- Линейного роста эмиграционных настроений нет
- Кто хочет уехать, кто - остаться?
- Молодежь "среднего класса": намерения поработать или поучиться за границей
- Что питает эмиграционные намерения продвинутой молодежи
- Вероятность реализации планов и желаний уехать за рубеж
- Заключение и выводы

Российский демографический барометр



Демографические итоги I полугодия 2012 года (часть III)

- Миграционный прирост населения России за январь-июль 2012 года снизился по сравнению с тем же периодом 2011 года на 3,3%, составив 167 тысяч человек, или 2%
- Наибольший миграционный прирост Россия по-прежнему получает в миграционном обмене с Узбекистаном
- Выше всего интенсивность внутрирегиональной миграции сельского населения - 17 раз в год и 24 раз в год по 1000

Читайте книги и журналы

